



NEWSLETTER

The Quarterly Newsletter for
SRSO Outreach & Interventions

APRIL-JUNE 2019



Inside...

SRSO Operational Area	02
SRSO Cumulative Achievement as of June 2019	03
Detail of SRSO achievements	04
Highlights of the Quarter	11-16

Monitoring Evaluation & Research Unit (MER-U)

SRSO Complex, Shikarpur Road, Sukkur.

Phone: 071-56271820 Fax: 071-5627182-111

Web: www.sroso.org.pk, feedback: info@sroso.org.pk

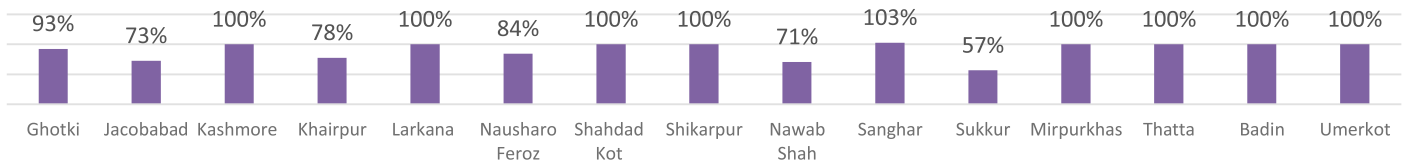


SRSO Cumulative Achievement as of June 2019

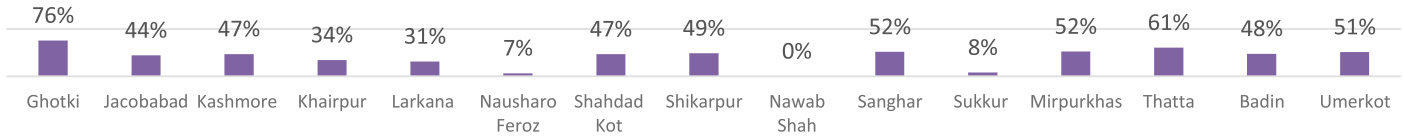
S. No.	Key Performance Indicators	Achievement as of March 2019	Achievement as of June 2019	% increase during Qtr	
1	No. of Operational Districts	15	15	-	
2	No. of Union Councils with SRSO presence	680	680	-	
3	No. of Taluka with SRSO presence	81	81	-	
4	No. of villages with SRSO presence	16,351	16,741	2%	
5	No. of Household Organized	1,015,595	1,079,628	6%	
6	VO Formation	11,332	11,711	3%	
7	LSO Formation	366	408	11%	
8	CO- Formation	Female	55,927	59,375	6%
		Male	2,383	2,383	-
		Mix	40	40	-
		Total	58,350	61,798	6%
9	CO-Membership	Female	1,015,595	1,040,966	2%
		Male	38,662	38,662	-
		Total	1,054,257	1,079,628	2%
10	Community Saving (In million)	Female	162.569	189.829	17%
		Male	6.80	6.80	-
		Total	169.369	196.629	18%
11	Income Generating Grant (IGG) Amount Disbursed (In Million)	179.3	205.45	15%	
	No. of IGG Beneficiaries	16,025	17,863	11%	
12	Community Investment Fund (CIF) amount disbursed (In Million)	1,744.47	1,934.36	11%	
	No. of CIF Beneficiaries	152,483	165,162	8%	
13	Total amount of Microcredit disbursed (In Million)	14,048.16	14,519.41	3%	
	No. of Beneficiaries of Micro Credit Programme	663,713	678,447	2%	
14	No of Community members trained in vocational skill Training	62,959	65,414	4%	
15	No of Community members trained	320,007	333,472	4%	
16	Community Members trained as TBAs	4,777	4,777	-	
17	Micro Health Insurance (Clients)	732,489	753,437	3%	
	Community Members Insured in Micro Health Insurance (Head Count)	648,810	672,339	4%	
18	No. of Community Physical Infrastructure (CPIs)	26,587	26,616	0.1%	
	Total amount of CPIs (In Millions)	1,412	1,417	1%	
	Total Beneficiary Households	243,784	248,017	2%	
19	No of Low Cost Houses	19,148	19,246	2%	
20	No of Poultry layers distributed	19,521	19,521	-	
21	No of trees Planted	836,386	839,386	0.004%	



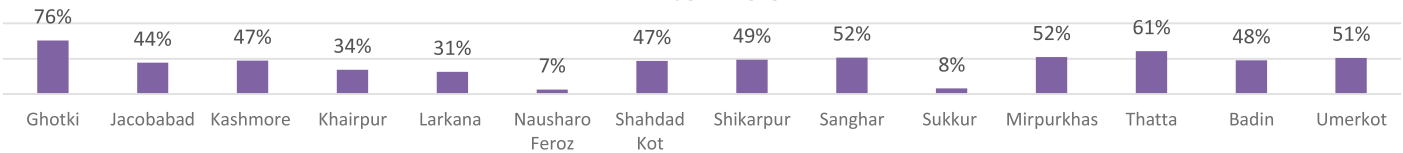
DISTRICT WISE UNION COUNCIL COVERAGE AS OF JUNE 2019



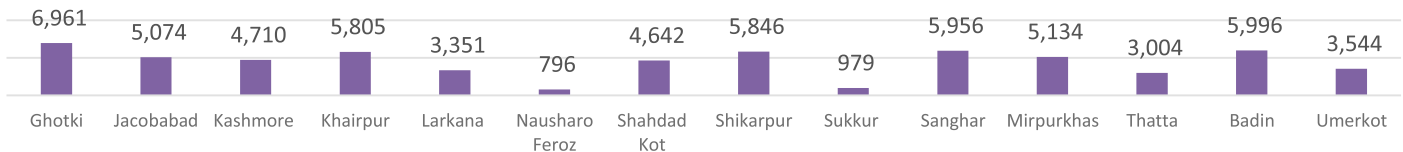
DISTRICT WISE VILLAGE COVERAGE AS OF JUNE 2019



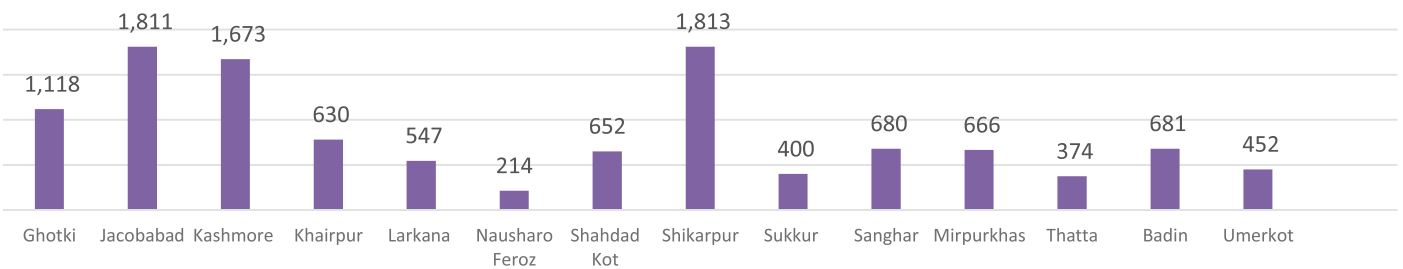
DISTRICT WISE HOUSEHOLDE COVERAGE AS OF JUNE 2019



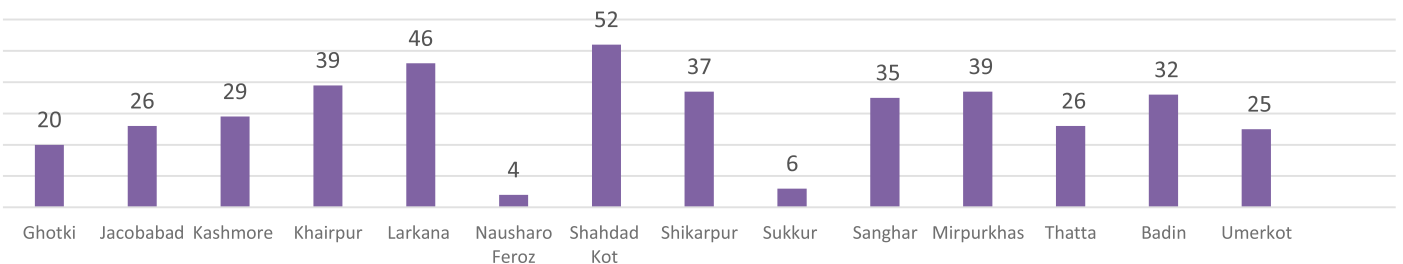
DISTRICT WISE BREAKUP OF COMMUNITY ORGANIZATION (COs) AS OF JUNE 2019



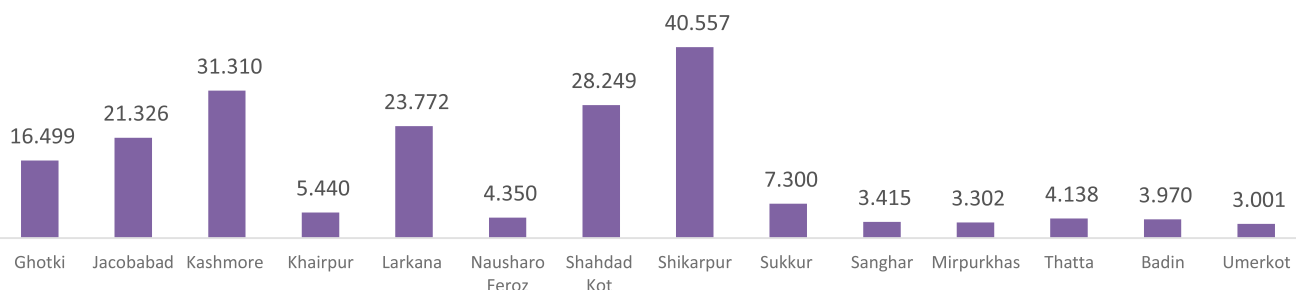
DISTRICT WISE BREAKUP OF VILLAGE ORGANIZATION (VOs) FORMATION AS OF JUNE 2019



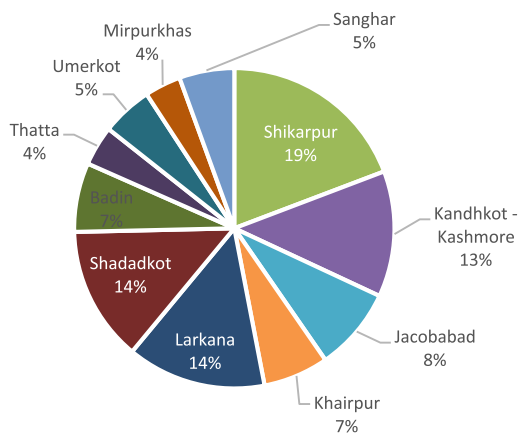
DISTRICT WISE BREAKUP OF LSOs AS OF JUNE 2019



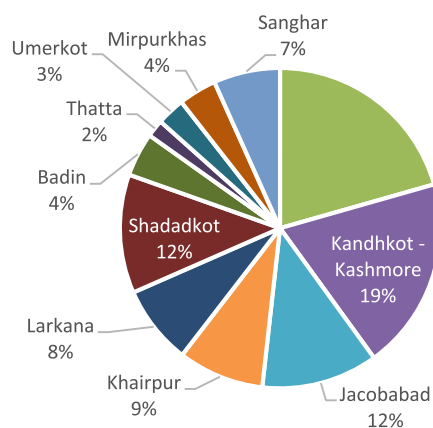
DISTRICT WISE BREAKUP OF COMMUNITY SAVING AS OF JUNE 2019 (IN MILLION)



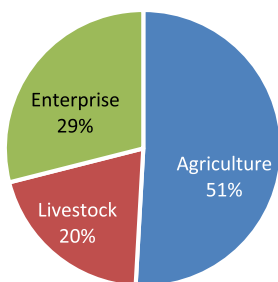
DISTRICT WISE BREAK UP OF INCOME GENERATION GRANTS (IGG) AS OF JUNE 2019



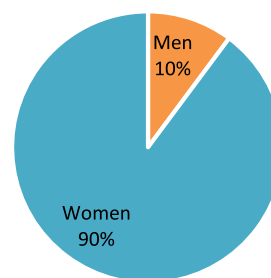
DISTRICT WISE BREAK UP OF COMMUNITY INVESTMENT FUND (CIF) AS OF JUNE 2019



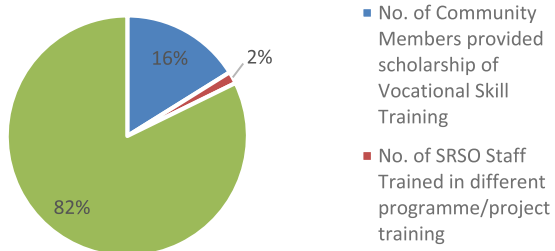
SECTOR WISE MICROCREDIT DISBURSMENT AS OF JUNE 2019



GENDER WISE MICROCREDIT DISBURSMENT AS OF JUNE 2019



SUMMARY OF STAFF & COMMUNITY MEMBERS TRAINED AS OF JUNE 2019



SUMMARY OF CPI AS OF JUNE 2019





Geographical Coverage

S. No.	District		Total No. of area in the District	# of SRSO intervened area as of Marc 2019	# of SRSO intervened area as of June 2019	% increase during Qtr	% of total area coverage as of June 2019
1	Ghotki	Union Council	40	37	37	-	93%
		Village	2,464	2,080	2,080	-	84%
		Household	159,314	120,767	120,767	-	76%
2	Jacobabad	Union Council	40	29	29	-	73%
		Village	3,110	1,811	1,811	-	58%
		Household	191,633	84,893	84,893	-	44%
3	Kashmore - Kandhkot	Union Council	37	37	37	-	100%
		Village	1,786	1,673	1,673	-	94%
		Household	170,421	80,345	80,345	-	47%
4	Khairpur	Union Council	76	59	59	-	78%
		Village	3,254	1,584	1,624	3%	50%
		Household	305,137	99,364	104,724	5%	34%
5	Larkana	Union Council	47	47	47	-	100%
		Village	1,590	1,095	1,107	1.10%	70%
		Household	217,208	68,158	68,324	0.2%	31%
6	Naushahro Feroz	Union Council	51	43	43	-	84%
		Village	2,192	1,028	1,028	-	47%
		Household	219,772	14,325	14,325	-	7%
7	Qamber - Shahdadkot	Union Council	52	52	52	-	100%
		Village	1,561	1,384	1,389	0.4%	89%
		Household	211,612	98,351	98,829	0.5%	47%
8	Shikarpur	Union Council	50	50	50	-	100%
		Village	2,414	1,848	1,848	-	77%
		Household	210,530	102,306	102,306	-	49%
9	Sukkur	Union Council	46	26	26	-	57%
		Village	1,664	881	881	-	53%
		Household	183,500	14,429	14,429	-	8%
10	Nawab Shah	Union Council	51	36	36	-	71%
		Village	4,104	362	362	-	9%
		Household	213,304	-	-	-	-
11	Sanghar	Union Council	71	73	73	-	103%
		Village	3,351	765	765	-	23%
		Household	196,788	93,962	101,666	8%	52%
12	Mirpurkhas	Union Council	55	55	55	-	100%
		Village	3,223	567	666	17%	21%
		Household	153,016	67,465	80,060	19%	52%
13	Thatta	Union Council	33	33	33	-	100%
		Village	1,934	307	374	22%	19%
		Household	88,092	41,988	53,335	27%	61%
14	Badin	Union Council	68	68	68	-	100%
		Village	3,800	549	681	24%	18%
		Household	208,709	84,257	99,544	18%	48%
15	Umerkot	Union Council	35	35	35	-	100%
		Village	2,103	317	452	43%	21%
		Household	109,365	44,985	56,081	25%	51%
GRAND TOTAL		Union Council	752	680	680	-	90%
		Village	38,550	16,251	16,741	3%	43%
		Household	2,838,401	1,015,595	1,079,628	6%	38%



S. No	District	Formation of Community Institution	Organized Coverage		
		Community Organizations (COs) Village Organization (VOs) Local Support Organizations (LSOs)	# of CO/VO/LSO formed as of March 2019	# of CO/VO/LSO formed as of June 2019	% increase during Qtr
1	Ghotki	Community Organizations (COs)	6,961	6,961	-
		Village Organizations (VOs)	1,118	1,118	-
		Local Support Organizations (LSOs)	12	12	-
2	Jacobabad	Community Organizations (COs)	5,074	5,074	-
		Village Organizations (VOs)	1,811	1,811	-
		Local Support Organizations (LSOs)	26	26	-
3	Kashmore- Kandhkot	Community Organizations (COs)	4,710	4,710	-
		Village Organizations (VOs)	1,673	1,673	-
		Local Support Organizations (LSOs)	29	29	-
4	Khairpur	Community Organizations (COs)	5,529	5,805	5%
		Village Organizations (VOs)	630	630	-
		Local Support Organizations (LSOs)	34	39	15%
5	Larkana	Community Organizations (COs)	3,349	3,351	0.1%
		Village Organizations (VOs)	535	547	2%
		Local Support Organizations (LSOs)	46	46	-
6	Naushahro Feroz	Community Organizations (COs)	796	796	-
		Village Organizations (VOs)	214	214	-
		Local Support Organizations (LSOs)	4	4	-
7	Qamber - Shahdadkot	Community Organizations (COs)	4,638	4,642	0.1%
		Village Organizations (VOs)	647	652	1%
		Local Support Organizations (LSOs)	52	52	-
8	Shikarpur	Community Organizations (COs)	5,846	5,846	-
		Village Organizations (VOs)	1,813	1,813	-
		Local Support Organizations (LSOs)	37	37	-
9	Sukkur	Community Organizations (COs)	979	979	-
		Village Organizations (VOs)	400	400	-
		Local Support Organizations (LSOs)	6	6	-
10	Sanghar	Community Organizations (COs)	5,419	5,956	10%
		Village Organizations (VOs)	601	680	13%
		Local Support Organizations (LSOs)	33	35	6%
11	Mirpurkhas	Community Organizations (COs)	4,333	5,134	18%
		Village Organizations (VOs)	567	666	17%
		Local Support Organizations (LSOs)	28	39	39%
12	Thatta	Community Organizations (COs)	2,754	3,004	9%
		Village Organizations (VOs)	307	374	22%
		Local Support Organizations (LSOs)	17	26	53%
13	Badin	Community Organizations (COs)	5,082	5,996	18%
		Village Organizations (VOs)	549	681	24%
		Local Support Organizations (LSOs)	25	32	28%
14	Umerkot	Community Organizations (COs)	2,880	3,544	23%
		Village Organizations (VOs)	316	452	43%
		Local Support Organizations (LSOs)	17	25	47%
GRAND TOTAL		Community Organizations (COs)	58,350	61,798	6%
		Village Organizations (VOs)	11,332	11,711	3%
		Local Support Organizations (LSOs)	366	408	11%



Community Saving

S. No.	District	Community Saving as of March 2019 (In Millions)	Community Saving as of June 2019 (In Millions)	% increase during Qtr
1	Ghotki	16.499	16.499	0%
2	Jacobabad	21.326	21.326	0%
3	Kashmore - Kandhkot	31.310	31.310	0%
4	Khairpur	5.44	5.44	0%
5	Larkana	9.352	23.772	154%
6	Naushahro Feroz	4.350	4.350	0%
7	Qamber - Shahdadkot	15.409	28.249	83%
8	Shikarpur	40.557	40.557	0%
9	Sukkur	7.300	7.300	0%
10	Sanghar	3.415	3.415	0%
11	Mirpurkhas	3.302	3.302	0%
12	Thatta	4.138	4.138	0%
13	Badin	3.97	3.97	0%
14	Umerkot	3.001	3.001	0%
	TOTAL	169.369	196.629	16%

Income Generating Grants (IGG) (Women Beneficiaries 100%)

S. No.	Districts	as of Mar: 2019		as of June 2019		% increase during Qtr
		# of Benf:	Amount disbursed (In Millions)	# of Benf:	Amount disbursed (In Millions)	
1	Shikarpur	3,717	39.50	3,717	39.50	-
2	Kashmore - Kandhkot	2,543	26.13	2,543	26.13	-
3	Jacobabad	1,348	17.31	1,348	17.31	-
4	Khairpur	920	10.8	1,122	13.6	26%
5	Larkana	2,664	22.3	3,124	28.9	30%
6	Qamber - Shahdadkot	1,510	19.6	2,099	28.0	43%
7	Badin	1031	13.2	1,117	14.3	8%
8	Thatta	409	5.7	577	8.3	46%
9	Umerkot	571	7.8	757	10.6	36%
10	Mirpurkhas	529	6.6	593	7.5	14%
11	Sanghar	783	10.4	866	11.4	10%
	Total IGG Disbursed	16,025	179.34	17,863	205.04	14%

Community Investment Fund (CIF)

S. No.	Districts	as of Mar: 2019		as of June 2019		% increase during Qtr
		# of Benf:	Amount disbursed (In Millions)	# of Benf:	Amount disbursed (In Millions)	
1	Shikarpur	40,239	396.51	40,239	396.51	-
2	Kashmore - Kandhkot	35,863	374.07	35,863	374.07	-
3	Jacobabad	18,371	226.43	18,371	226.43	-
4	Khairpur	13,167	150.31	14,384	167.17	11%
5	Sukkur UCPRP	513	7.05	513	7.05	-
6	Noshero Feroze	370	1.85	370	1.85	-
7	Larkana	8,715	113.59	11,353	153.39	35%
8	Qamber - Shahdadkot	9,684	144.61	15,189	230.94	60%
9	Badin	6,615	79.59	7,022	84.99	7%
10	Thatta	2,306	27.75	2,715	33.84	22%
11	Umerkot	3,382	43.07	4,251	54.76	27%
12	Mirpurkhas	4,857	65.3	5,457	74.01	13%
13	Sanghar	8,401	114.34	9,435	129.37	13%
	Total CIF Disbursed (In Million)	152,483	1,744	165,162	1,934	11%

Micro Finance (MF)

S. No.		Amount disbursed as of June 2019
1	Total Amount of Micro Credit Disbursement (Milion)	14,519,414,000
	Men	1,477,644,000
	Women	13,041,770,000
2	No. of Loans	678,447
	Male	71,458
	Female	606,989
3	Sectoral Disbursement	14,519,414,000
	Agriculture	7,388,642,000
	Livestock	2,927,677,000
	Enterprise	4,203,095,000



Community Physical Infrastructure (CPIs)

S. No.	Types of CPI Schemes	Achievement as of June 2019		
		No. of Schemes	Cost of Schemes (In Millions)	BHHs
	Total of CPI Schemes	26,616	1,417	248,017
1	Sanitation	15,958	199.89	87,738
2	Street Pavement & Sanitation	74	220.41	13,443
3	Drinking Water Supply Schemes (DWSS)	9,540	351.22	52,556
4	Low Cost Village Improvement Schemes (LCVI)	72	127.09	7,248
5	Communication	436	215.14	39,788
6	Irrigation	462	192.82	14,010
7	IAUP	1	2.09	75
8	Water Filter Plants by GoS	40	23.58	28,570
9	Street Lighting on solar system	5	5.00	301
10	Schools Renovation/Construction	28	79.96	4,288

Low Cost Housing (LCH)

S. No.	Housing Schemes	No of Houses	Cost of Houses (In Millions)	BHHs
	Total of Housing Schemes	19,246	1,399	19,246
11	Low Cost Housing Scheme (2007-2018)	18,756	1285.61	18,756
12	Benazir Housing Cell (2015-2018)	490	113.63	490

Note: During Rehabilitation Phase 2010, SRISO constructed 600 Houses in Jamshoro with financial Support of USAID.

Human Resource Development (HRD)

S. No.	Key Performance Indicator	Achievement as of March 2019	Achievement as of June 2019	% increase during Qtr
1	No. of Community Members provided scholarship for Vocational Skill Training	62,959	65,414	4%
2	No. of Community Members trained in Community Management Skill Training	320,007	333,472	4%
3	No. of SRISO Staff Trained in different programme/project training	6,241	6,554	5%

Micro Health Insurance (MHI)

S. No.	Key Performance Indicator	Achievement as of Mar: 2019	Achievement as of June 2019	% increase during Qtr
1	No. of Community Members provided Micro Health Insurance Cover	732,489	753,437	3%
2	No. of Community Members Treated through MHI	9,582	9,837	3%
	Men	2,840	2,870	1%
	Women	6,742	6,964	3%
3	Amount of claims availed by Community (In Million)	144.85	150.52	4%



Peoples Poverty Reduction Programme (PPRP)

District Khairpur, Sanghar, Mirpurkhas, Umerkot, Badin &Thatta

(June 2017-May 2020)

Project Activities	Unit	Programme Targets	Cumulative Achievement as of June 2019	%
Poverty Scorecard Census	UC	321	321	100%
Households Census	Household	1,023,605	950,225	93%
Population Census	Person	6,141,630	5,279,012	86%
Number of HHs organized	Household	716,544	495,410	76%
Formation of Community Organizations (CO)	CO	39,808	29,439	81%
Formation of Village Organization (VO)	VO	4,975	3,483	78%
Formation of Local Support Organizations (LSO)	LSO	321	196	73%
Capacity Building of CO members	Person	79,617	51,976	65%
Capacity Building of VO members	Person	29,859	16,892	57%
Capacity Building of LSO members	Person	1,926	831	43%
No of Beneficiaries trained in Vocational and Technical Skills	Person	32,244	8,305	26%
No of Households given CIF	Household	122,835	38,406	31%
No of Households given IGG	Household	30,708	4,956	16%
Formation of Business Development Groups (BDGs)	No	321	28	9%
No of Low Cost Housing Scheme Initiated	Number	8,599	1370	16%
No of Low Cost Housing Scheme Completed	Number	8,599	546	1%



Sindh Union Council and Community Economic Strengthening Support (SUCCESS)

District Larkana & Kambar-Shahdadkot

(February 2016- January 2021)



Project Activities	Unit	Programme Targets	Cumulative Achievement as of June 2019	%
Poverty Scorecard Census	UC	99	99	100%
Households Census	Household	280,823	267,823	95%
Population Census	Person	1,939,008	1,849,250	95%
Number of HHs organized	Household	200,867	168,452	84%
Formation of Community Organizations (CO)	CO	10,043	8,015	80%
Formation of Village Organization (VO)	VO	1,255	1,199	96%
Formation of Local Support Organizations (LSO)	LSO	99	98	99%
CMST of COs office bearers	Person	25,108	15,249	61%
LMST of VOs office bearers	Person	3,138	2,417	78%
Activists workshops for office bearers of LSO / VO / CO	Event	252	104	41%
Training of field staff on Community Awareness Training (CAT)	Person	79	79	100%
CRP Training on CIF and CAT (VO based CRPs)	Person	1,569	814	52%
Training of Book Keeper/Accountant	Person	1,354	596	44%
No of Beneficiaries trained in Vocational and Technical Skills	Person	36,500	3,351	9%
No of beneficiaries insured in Micro Health Insurance programme	Person	47,984	42,058	88%
No of CPI Schemes Initiated	Number	949	254	27%

Chairman PPP Mr. Bilawal Bhutto Zardari's Dialogue with Community Institutions

April 1, 2019

Mr. Bilawal Bhutto Zardari [Chairman Pakistan People's Party] had a dialogue with the rural organized women at Naudero, District Larkana. More than 200 rural women participated from different

relationship with all stakeholders, including local and provincial government in the implementation of various activities and initiatives. Mr. Bilawal also distributed the 20 sub-grant cheques in different LSOs under the SUCCESS program and 04 cheques to beneficiaries as financial support to procure goats under the PINSER-III.



community institutions formed under the European Union funded SUCCESS Programme. Women leaders share their activities, initiatives, and support being extended to the poor households in both districts. Women leaders also share their individual, collective and institutional stories and insights unveiling their credible work, social & economic benefits being provided to poor households under the SUCCESS Programme. Mr. Bhutto while speaking at the occasion said that it the impact of Government of Sindh's former UCBPR Program that paved way for other districts of the Sindh province. He said that the Government is highly willing and committed in expanding this PPRP program in all remaining districts of Sindh. He urged rural organized women & their leaders to maintain a good working





European Union Ambassador visit to SUCCESS project Areas

April 29, 2019

The European Union Ambassador to Pakistan H.E Jean-Francois Cautain, along with his wife Ms. Sonia Cautain made their visit to

them financially and improved the health of their families.

The Ambassador also visited a 'kitchen garden by the CO members as a self-help basis and participated in a community conference at village Pyaro Magsi where participants shared incredible achievements and initiatives made by LSO. During the visit



SUCCESS programme in District Larkana, to observe the progress. The Ambassador met with Income Generating Grant (IGG), Community Investment Fund (CIF) and Micro Health Insurance [MHI] beneficiaries to learn more about how financial investments and free medical treatments through the schemes have helped

Ambassador also held a meeting with Deputy Commissioner Larkana and representatives from all government line departments and other stakeholders to discuss the coordination mechanisms at the grassroots level. In the end, he also attended a cultural Sufi night at SRSO Complex in Sukkur that was arranged in his honor.



Three day Sartyoon Sang Crafts Exhibition at Dolmen Mall Karachi

April 26 to 28 2019



Three-day Sartyoon Sang Crafts Exhibition organized by Sindh Rural Support Organisation (SRSO) at Dolmen Mall Karachi with collaboration of Government of Sindh, Total 3,55 women artisans displayed hand made products aim to provide market linkages. The Secretary Women Development Department Sindh Ms. Aliya Shahid inaugurated the exhibition and appreciated the work of rural women of Sindh.

The EU Ambassador Jean-François Cautain along with his spouse Sonia Cautain visited the exhibition. They took keen interest in handmade items and lauded the efforts of SRSO in empowering the rural women. His Excellency expressed the remarks that European Union has initiated several Programmes with the collaboration of the Sindh Government to eradicate poverty, which are being executed by the Sindh Rural Support Organisation (SRSO) and Rural Support Program Network (RSPN) in different districts of Sindh province.



Deputy Commissioner Kamber-Shahdadkot participated in a community activist workshop

April 11, 2019



Deputy Commissioner District Kamber-Shahdadkot Mr. Javaid Ahmed participated in a community activist workshop at Village Dato Teevno, District Kambe-Shahdadkot. More than 100 women leaders and beneficiaries of [SUCCESS & PINS] Programmes have participated. LSO leaders present their progress being made under the umbrella of their community institutions along with issues challenges they have been encountering throughout the course of community-driven development.

They also highlight their individual and collective stories which became the source of inspiration for other women to work intensively. Deputy Commissioner appreciated the efforts of rural women and feeling glad to hear the stories and initiatives. Such events are serving as a forum for the government authorities to know about the issues and initiatives of organized women he said. Deputy Commissioner shared his views that, the active engagement of organized women is the impact of the Programme. He also inaugurated the CC Block and Brick Pavement schemes, distributed the CIF sub grant cheques, kits for kitchen gardening and also distributed the certificates among the trained persons under TVST component





District Shikarpur and Jacobabad organized events for handing over the CIF to LSOs



Social Mobilization Unit SMT Garhi Yaseen District Shikarpur and SMT Gari Chand District Jacobabad organized an events to hand over the CIF record to LSO Saima UC Bhambhiar District Shikarpur and LSO Murk District Jacobabad. In district Shikarpur CFO-SRSO Mr. Zahid Karim Shar, DM Jacobabad Mr. Manzoor Jalbani, DM Shikarpur, Mr. Shahid Hussain Lakho, Mukhtiarkar Taluka Garhi Yaseen Mr. Ghulam Hyder Samejo, UC Chairman Noor Din, Village Notable Ali Khan, Media Persons and 41 VO's representatives participated in the event. While in Jacobabad Additional Director Social Welfare Department was the chief guest of the event. UC Vice Chairman, LSO representatives, VO representatives and community of the UCs attended this ceremonies. All documents handed over to LSOs office bearers to carryout and manage the CIF activities. LSO Saima and Murk presented their progress and way forward for continue their activities. All stakeholders appreciated the efforts of LSO members and ensured full support to LSO in their activities.



Community based workshop on “Promotion rights of Older People” at Jacobabad

April 11-12, 2019



Advocacy workshop for the "Promotion rights of older People" was organized under the banner of HelpAge project at JIMS Jacobabad. Dr. Suhrab Khan Sarki-MPA Sindh Assembly was the chief guest of an event. Director-JIMS, Additional Deputy Commissioner, Deputy Director Women development department, 25 members of OPAs and media persons participated in the event. The workshop aimed to strengthen OPA's, lobbying and define Rules of Business for Senior Citizen Bill 2016. MPA assured to support in preparing and finalizing RoB's under this passed act. Additional Deputy Commissioner Jacobabad also committed to continue their support. Director JIMS expressed to establish separate corner for the OPs. Deputy Director-Women Development Department (WDD) shows their interest to work jointly for the rights of older people through this project.



Managerial Activist Conferences at Badin, Khairpur & Thatta under PPRP

April 11, 29 and 30th, 2019

Managerial Activist Conferences arranged at district Badin, Khairpur and Thatta organized Under Peoples' Poverty Reduction Program, The esteemed guest of these programs were Minister

Hussain Sheerazi (Ex-MPA Thatta), CEO SRISO and Team Leader PPRP along with district management. Community institutions' leaders shared their achievements, self-initiatives and developments undertaken in PPRP program at village level. Chief Guests appreciated the self-initiatives, efforts and interest of community to fight against poverty. They initiated different



Women Development Department Ms. Shehla Raza, MPA Ms. Tanzeela Qambrani, Project Coordinator- PMU PPRP Mr. Riaz Hussain Abbasi, Dr. Hafeez Ahmed Siyal Deputy Commissioner, Ghulam Qadir Palijo (District Chairman Council Thatta), Riaz

initiatives i.e. Opening of VTP centers; Inauguration of Low cost Housing schemes and distributed CIF/IGG cheques into poor beneficiaries'





Commemoration of World Health Day organized by Government Girls High School Numaish Colony, Sukkur.



“World Health day” celebrated every year on 7th April in all over the world to realize the importance of this day, Education Department and Sindh Rural Support Organization in collaboration with “Sehatmand Zindagi” Sukkur office, organized a free camp on 6th April 2019 to address and diagnose the patients of “Tuberculosis” (TB) at Numaish Colony. The students, school staff and community were beneficiaries of this camp. The camp was organized at Government Girls High School Numaish Colony, an EMO school being operated by SRSO. We believe that along with education, awareness about health issues is equally important. Education and health are fundamental human rights, must be addressed at any cost by state, society, private sector and CSOs in their respective domains!



EU Consultant visited PINS Project at Larkana District

May, 21, 2019



Dr. Sohail Amjad Chief Executive Senior Health & Result-Based Monitoring Specialist had a meeting with Nutrition Focal Person DR. Mohammad Iqbal Jagirani, District Manager PPHI Salahuddin Narejo, District Coordinator Community uplift Programme (CUP) and Ashfaque Baloch at District Health office Larkana to discuss the collaboration ties between EU and Government of Sindh for better understand related to EU Funded Programmes in their area. Dr. Sohail Amjad visited training of Agriculture Entrepreneur's on Kitchen Gardening, Poultry, Livestock Management and Farmers Field School under EU Funded Programme PINS ER III

